


Quick Set-up

From here, it's as easy as:

1



2



3

Ready in seconds.
No separate pieces.
No tools required.

Specifications

Dimensions: 19" x 19.5" x 28"
Weight: 68 lb.
Set-up: About one minute
Primary: 14.5" F/4.5 fine annealed Pyrex
Secondary: 2.6" elliptical flat, enhanced Al
Focuser: 2.00" Feathertouch, 1.25" adapter
Finder: Rigel Systems Unit-power LED
Cover: Coated nylon & polyethylene
Electrical: Battery pack, Primary Mirror Cooling System, Secondary & Eyepiece heaters
Options: Eyepieces, Laser Collimator

A Brief History

The Teleport was conceived at the Riverside Telescope Makers Conference in '91. A half hour sketch at Big Bear Lake followed by hundreds of hours of design work in FastCad gave me a 10" "Dobsonian" that fit my Honda Gold Wing motorcycle seat.* It "telescoped" to set up in seconds and was easy and fun to use. I saw more with it in a month than with the three equatorials I had built over the past twenty years.

It rode the bike to star parties in Texas and Oklahoma, and then in '92 to the Stellafane Telescope Makers Convention in Springfield, Vermont. With 2,000 people at the country's premier telescope conference, the Teleport won 1st in Innovation, 2nd in Mechanical Design, 3rd in Craftsmanship, and a NASA Goddard Astronomy Club Merit Award.

Many people asked about buying a Teleport, and at Riverside '93 it was disqualified as a "professional design" (Thanks?). In '97 I found those judges had seen many years into the future, for I got an opportunity to develop a commercial version. It followed the original concept, but was eventually to be refined to a level I could not have foreseen.

In the winter of '99, after 3 prototypes and many refinements, I made production tooling and the final prototype. At 32 lb., the 10" Teleport has features not found on much heavier scopes that take far more time and effort to transport and set up. It performs beyond any other 10" altazimuth Newtonian I've seen. I believe those who appreciate the ultimate in quality and attention to detail will find it has created a whole new class.


During 1999, at the request of customers, I designed and built prototypes for two new sizes. The 14.5" F/4.5 weighs only 68 lb. and still fits into the seat of a small car. The 7" F/5.6 weighs only 18 lb. and can pack into an airline carryon. Setup is still less than a minute and viewing is the best available in these sizes of altazimuth Newtonian. One run in each size is planned for this year.

Making a Teleport requires precision equipment and a lot of time and care. Production is limited to what I can build myself with reasonable delivery times. Thanks for waiting.



at Stellafane '92

*NOTE: I don't recommend carrying the Teleport on a motorcycle, but it makes a great passenger in a small car seat. Don't forget to buckle up!




972-442-5456

tomnoe@wtd.net

4030 N. Hwy 78, Wylie, TX 75098

14.5" TELEPORT

The Telescoping Telescope

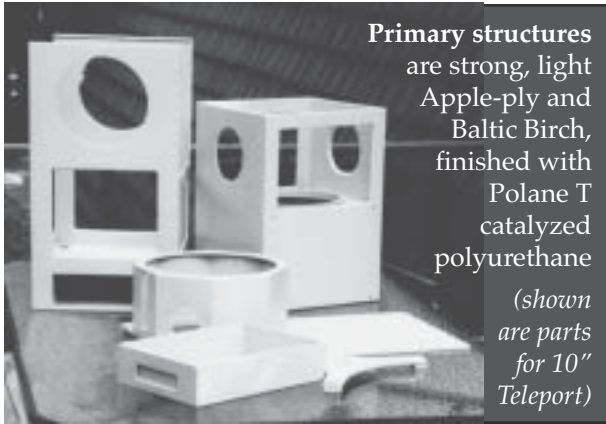


- Quick Set-up
- Light and Portable
- Self-Contained
- Precision Engineered
- Finely Hand Crafted
- Ultimate Optics

Introducing a new class of altazimuth telescope at a new high in quality and convenience.

Carry the Stars in Your Hand

Light and Portable Self-Contained



Primary structures are strong, light Apple-ply and Baltic Birch, finished with Polane T catalyzed polyurethane

(shown are parts for 10" Teleport)



Insulated, reflective cover provides protection in storage and transport, folds and stores on the scope during use (see cover photo.)


"No tools" **pneumatic wheels** make transportation easier for one person, open or closed.



Power pack (8"C" cells) powers the fans and dew removal heaters for the secondary and eyepiece.



Rigel Systems Unit-power finder clips on and projects a red circle for intuitive object location



The Starlight Instruments **Feathertouch** dual-speed Crayford focuser is the best there is.

Precision Engineered Finely Hand Crafted

Nine-point primary mirror cell is individually machined. It cradles the light, beautiful 14.5" Pyrex mirror, collimates easily, and holds it.

Center fan brings the back of the primary mirror quickly toward ambient temperature.

Cooling the front of a mirror is more difficult.

In a system unique to the 14.5" Teleport,

two fans pull ambient air in the front and pressurize a plenum. A series of small ports directs it across the front of the primary mirror. The air

exits through ports on the far side of the mirror. This air knife accelerates cooling of the mirror front, resulting in good images much sooner. A sliding cover keeps dust out when not in use.



Bearing surfaces of Teflon and Ebony Star insure precise motion in altitude and azimuth. The Teleport moves when you want and stays where you put it. Adjustable damping and movable counterweights allow for varying eyepieces.




Ultimate Optical Quality



Primary mirror is hand-figured, signed and numbered by Carl Zambuto, one of the nation's most respected optical craftsmen. It comes to you with his complete test records.

Zambuto Optical Company assures each Teleport owner of the best possible mirror. Carl is as dedicated to making the finest optics as I am to building the finest telescopes. These are simply the best mirrors available, expensive and worth it.

Documentation with your scope details Carl's test methods and results. It includes Couder screen dimensions, data and graphs of knife-edge measurements, (Millies-Lacroix method) plus Wavefront Profile and Relative Transverse Aberration graphs: data that is verifiable by anyone who can do precise zonal testing.



Baffled light shroud opens and closes automatically with the telescope. Advanced Protostar spider provides for easy collimation and wireless dew removal heat.